


# Water Equivalent Dwelling Unit (EDU)

Sam Mills, P.E.

Director of Special Projects



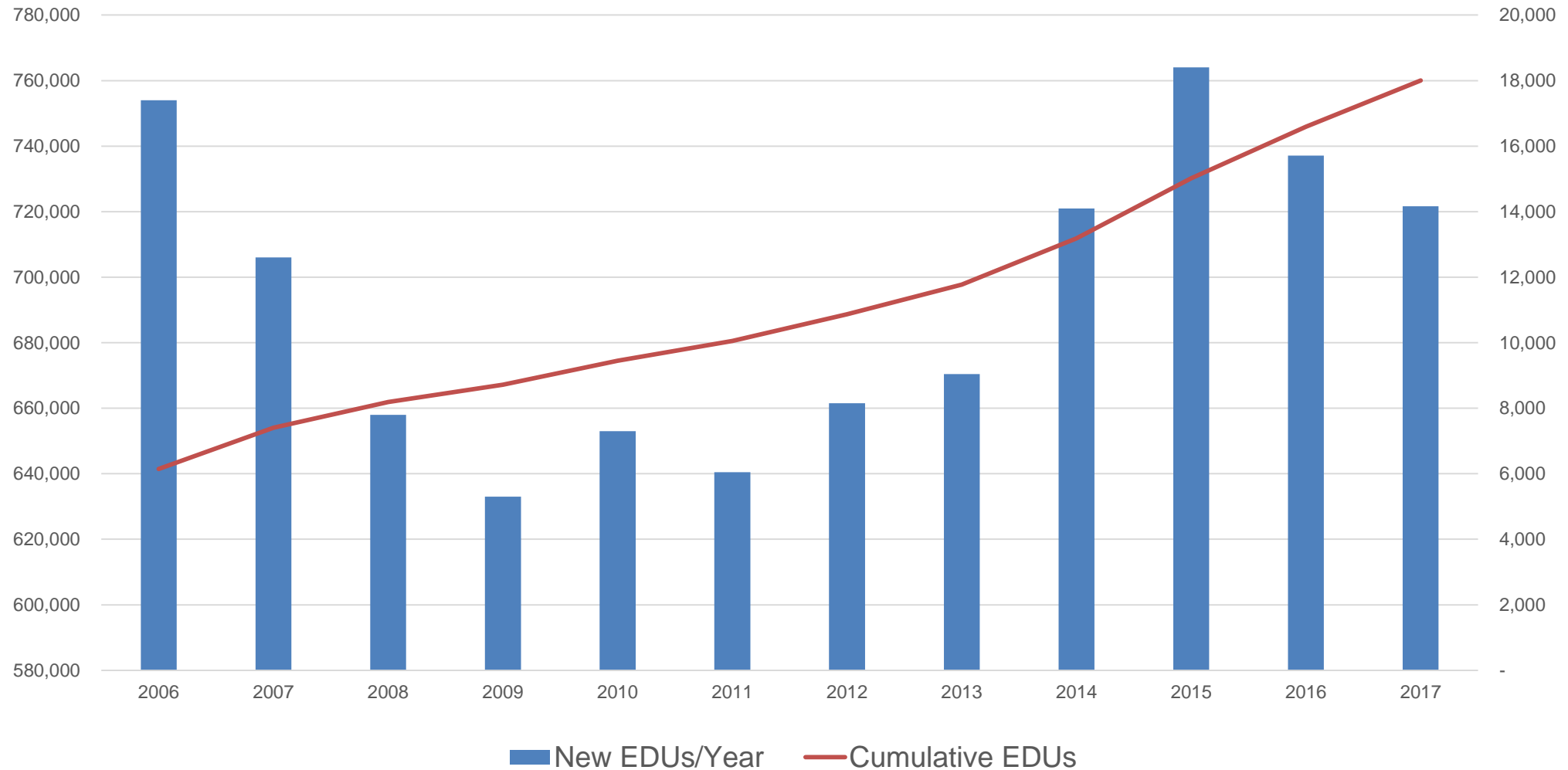
MAKING SAN ANTONIO  
**WATERFUL**



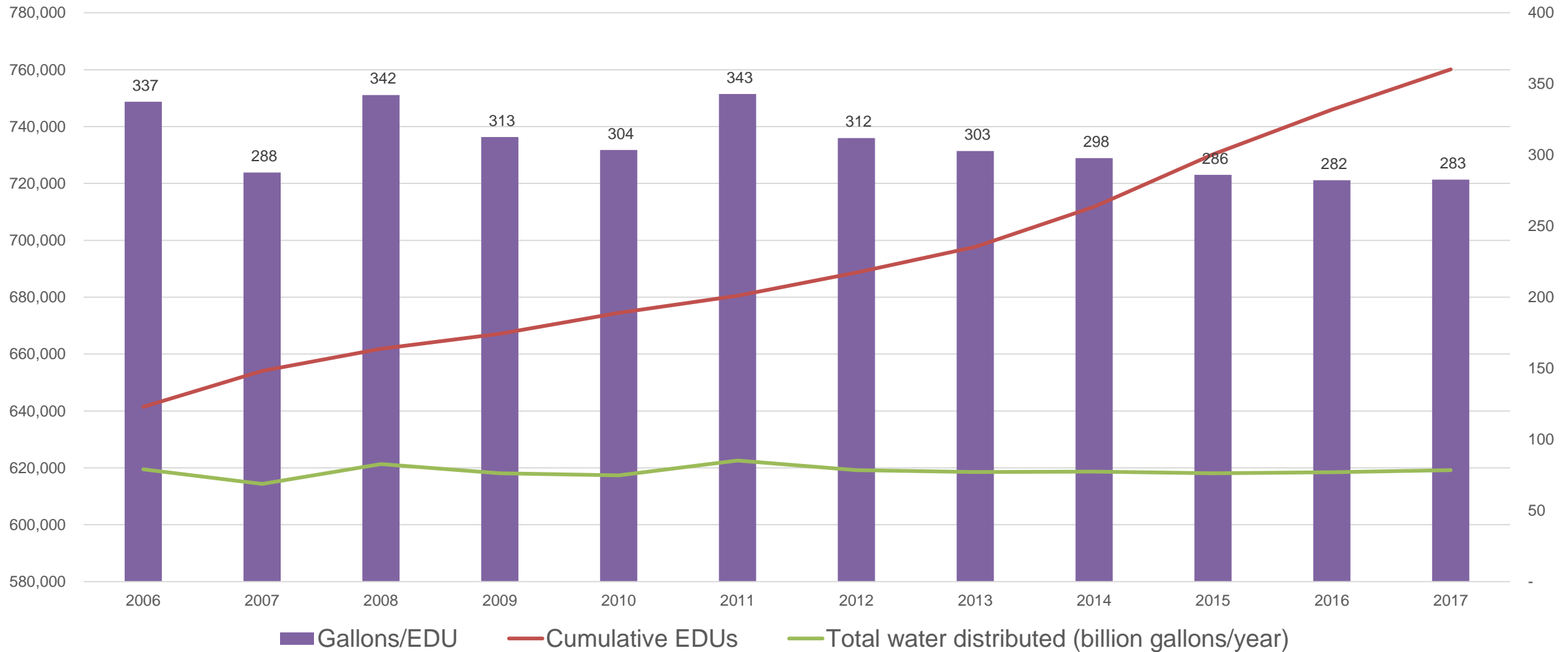
Capital Improvements Advisory Committee

June 27, 2018

# New EDUs/Year Versus Cumulative EDUs



# Gallons of Water per EDU



# Water Distributed/Cumulative EDUs = Gallons/EDU

														Averages	
	<u>2006</u>	<u>2007</u>	<u>2008</u>	<u>2009</u>	<u>2010</u>	<u>2011</u>	<u>2012</u>	<u>2013</u>	<u>2014</u>	<u>2015</u>	<u>2016</u>	<u>2017</u>	<u>2006-2017</u>	<u>2013-2017</u>	
Cumulative EDUs	641,467	654,067	661,867	667,167	674,467	680,517	688,667	697,710	711,803	730,208	745,916	760,081			
Total water distributed (billion gallons/year)	79	69	83	76	75	85	78	77	77	76	77	78	78	77	
Gallons/EDU	337	288	342	313	304	343	312	303	298	286	282	283	307	290	

# SAWS Staff Recommendation

- Change SAWS Definition of Water EDU
  - Current: 313 gpd
  - Proposed: 290 gpd
- Affects Water Supply Impact Fee
  - 8% additional supplies available
- Does Not Affect Water Flow & System Development Impact Fees
  - Design criteria based on regulations

# Water Equivalent Dwelling Unit (EDU)

Sam Mills, P.E.

Director of Special Projects



MAKING SAN ANTONIO  
**WATERFUL**



Capital Improvements Advisory Committee

June 27, 2018